

1st XI Report – Lee Dyer

Back to tier 4 after another great promotion. Win the 1st game, close encounter with Timsbury with us winning by a wicket last ball with Pete Davis scoring the winning run with myself at the other end 40 odd not out. This followed Pete's 1st 5 wicket haul for Hambrook. However, it seems maybe we were a little negligent and took things easier than we should have.

Over the course of the rest of the season things weren't as glamorous as they were the previous 2 seasons with the final game resulted us being relegated from tier 4. There were still a lot of positives to take from the season though. Firstly, we have an extremely young and inexperienced squad of players. This takes nothing away from their ability by any means as we have some superb players and the inexperience unfortunately cost us in some games. I certainly feel we should have beaten one of the promoted teams both home and away as well as BWI. Frenchay on the common was another close game. Unfortunately, we fell short in these games. But we were competitive. I believe IF we go straight back up, we stand a much better chance of staying in that division now we have been there, and we will learn from our mistakes no doubt about it.

Highlights

So, just a brief note to those players who scored 50 or took 5 wickets in a game.

Batting

- Josh Lax - 53 vs Shirehampton
- Josh Lax - 66 vs BWIP (142 run partnership with Darren Vickery)
- Darren Vickery - 65 vs BWIP (142 run partnership with Josh Lax)
- Calum Martin - 52 vs Timsbury

Bowling

- Pete Davis - 5/28 vs Timsbury
- Alex Dyer - 5/41 vs BWIP

I should add that there were many 4 wicket hauls as well.

Highest run scorers

1. Alex Dyer 289 @ 18.06
2. Josh Lax 258 @ 15.18
3. Darren Vickery 245 @ 20.42
4. Mark Dyer 237 @ 15.80
5. Calum Martin 214 @ 15.29

Leading wicket takers

1. Rich Dyer 33 wickets @ 16.70
2. Alex Dyer 20 wickets @ 16.00
3. Aidy Kislingbury 19 wickets @ 20.11
4. Pete Davis 19 wickets @ 21.11
5. Mark Dyer 14 wickets @ 23.00

I think just looking at these simple stats, it shows that we didn't apply ourselves perhaps as well as we could/should have with the bat. But it was a massive learning experience for our players and they will bounce back strong next year for sure.

Thank you

Thank you to the following people who have been instrumental in helping me not only through this season but the last 3 years I have been captain.

Firstly, our wonderful tea suppliers. Sarah Yearsley and Tom Yearsley, Tracy Vardy and John Howe. Also Martin Dyer who was putting teas out and preparing drinks for intervals all season.

Carol Dyer our scorer. We must have a scorer in our division so thank you for volunteering to score for us. Also, thanks to Pete Reeves for coming all the way to Nailsea to score that game. Roland Allen, Nathan Warren, Aidy Kislingbury and everyone else who has helped on our stunning ground making it look its absolute best. Without you guys we wouldn't be able to play on what I consider the most picturesque ground in Bristol. Darren Vickery and Aidy Kislingbury, constantly giving their opinions, thoughts and ideas. It was invaluable throughout the last 3 seasons. Dave Branton, Rich Snell, James Wigzell and Rich Carter. I probably wasn't the easiest to get along with at selection at the best of times. I appreciate the patience you have shown in me so thank you.

Thank you to the players. The support you have all given me and belief you have shown in me is incredible. This is my last season as captain. I thank everyone at the club who has supported not only myself, but the 1st XI for the last 3 years and I appreciate the comments from those who have said they would like me to continue. Unfortunately, the role is massive and this year I have struggled to enjoy my cricket as much as I have in previous seasons. I think my own performances have shown that. (I did try to drop myself)!!!! The last 18 months have been tough for me and although things this year are 100% better than they were last season, I still feel now is the right time for me to stand down. At the start of my reign as captain, I set out to achieve 2 promotions back to tier 4. I gave us 5 years to do it. We did it in 2!!!! I wanted firstly everyone to enjoy their cricket, secondly believe in themselves as players and thirdly also improve as not only individuals but as a team. I'd like to think and hope I gave everyone those 3 things and I hope that I gave everyone deserving of an opportunity a fair one. As I said, it is time for me to stand down now and allow someone else to take the reins. I will support whoever steps in to the role 100%. Finally, thank you to everyone involved with Hambrook who has supported me and my reign over the last 3 years. I hope I have restored some pride back to the club despite the setback this season.

On to 2018, let's hope that the 1st XI can go straight back up and this time stay there as well as promotion pushes for the 2nd and 3rd XI. We have a great squad and an even better club. Tier 4 is where we deserve to be so let's all, as a club, get behind the new captain and please support them as well as every single person at Hambrook has supported me.

Lee Dyer – 1st XI Captain

1st XI Batting Statistics

Rank	Player	Games	Inns	Not Outs	Runs	High Score	Avg	50s	100s	Strike Rate
1	Alex Dyer	16	16	0	289	46	18.06	0	0	67.13
2	Josh Lax	17	17	0	258	66	15.18	2	0	40.62
3	Darren Vickary	13	13	1	245	65	20.42	1	0	66.67
4	Mark Dyer	17	17	2	237	38	15.80	0	0	72.69
5	Calum Martin	14	14	0	214	52	15.29	1	0	67.56
6	Richard Dyer	18	18	2	196	29	12.25	0	0	39.62
7	James Wigzell	16	16	1	139	38	9.27	0	0	31.44
8	Lee Dyer	17	15	3	123	47*	10.25	0	0	63.43
9	Adrian Kington	11	9	2	98	38	14.00	0	0	61.54
10	George Weston	11	9	0	72	23	8.00	0	0	48.09
11	Chris Millett	5	5	0	65	20	13.00	0	0	59.09
12	Nathan Warren	7	7	1	47	18	7.83	0	0	68.00
13	Stuart Rutter	1	1	0	32	32	32.00	0	0	72.73
14	Kieran Smith	11	9	6	25	11*	8.33	0	0	24.39
15	Peter Davis	13	11	5	16	8*	3.20	0	0	14.10
16	Rory O'connor	3	3	0	15	10	5.00	0	0	60.00
17	Imdadur Rahman	1	1	0	9	9	9.00	0	0	75.00
18	Mitch Vardy	1	1	0	9	9	9.00	0	0	40.91
19	Ryan Lewis	1	1	0	5	5	5.00	0	0	29.41
20	Edin Ahmed	3	3	0	4	2	1.33	0	0	23.53

1st XI Bowling Statistics

Rank	Player	Overs	Maidens	Runs	Wickets	Best Bowling	5 Wicket Haul	Economy Rate	Strike Rate	Average	Percentage Team Wicket
1	Richard Dyer	117.0	7	551	33	4/28	0	4.71	21.27	16.70	23.57
2	Peter Davis	93.0	11	401	19	5/28	1	4.31	29.37	21.11	18.10
3	Adrian Kiblingbury	92.0	6	382	19	4/33	0	4.15	29.05	20.11	19.00
4	Alex Dyer	70.2	3	320	20	5/41	1	4.55	21.10	16.00	20.62
5	Mark Dyer	62.3	3	322	14	2/6	0	5.15	26.79	23.00	12.39
6	Kieran Smith	62.0	5	296	6	3/31	0	4.77	62.00	49.33	7.50
7	Darren Vickery	57.3	5	274	8	1/11	0	4.77	43.13	34.25	10.53
8	George Weston	49.0	4	253	9	3/38	0	5.16	32.67	28.11	13.43
9	Nathan Wairren	36.5	2	193	3	2/50	0	5.24	73.67	64.33	7.32
10	Lee Dyer	9.0	0	45	0	0/45	0	5.00	-	-	0.00
11	Mitch Vardy	9.0	3	23	0	0/23	0	2.56	-	-	0.00
12	Ryan Lewis	6.0	0	24	0	0/24	0	4.00	-	-	0.00
















1st XI Fielding Statistics
















Rank	Player	Wicket Keeping Catches	Stumpings	Total Wicket Keeping Wickets	Fielding Catches	Run Outs	Total Fielding Wickets
1	James Wiggall	19	0	19	0	0	0
2	Lee Dyer	0	0	0	12	2	14
3	Adrian Kinsingbury	0	0	0	10	0	10
4	Mark Dyer	0	0	0	8	0	8
5	Richard Dyer	0	0	0	7	0	7
6	Alex Dyer	0	0	0	2	3	5
7	Josh Lax	0	0	0	5	0	5
8	Darren Vickery	0	0	0	5	0	5
9	Peter Davis	0	0	0	2	2	4
10	George Weston	0	0	0	3	1	4
11	Calum Martin	0	0	0	2	0	2
12	Nathan Warren	0	0	0	2	0	2
13	Rory O'Connor	0	0	0	2	0	2
14	Edin Ahmed	0	0	0	2	0	2
15	Kieran Smith	0	0	0	1	0	1

2nd XI Report - David Branton
















(No report received)

2nd XI Batting Statistics

Rank	Player	Games	Inns	Not Outs	Runs	High Score	Avg	50s	100s
1	 Stuart Rutter	12	12	3	660	131*	73.33	3	3
2	 Richard Kislisbury	17	16	6	412	74*	41.20	2	0
3	 George Weston	3	3	0	273	153	91.00	1	1
4	 Rory O'connor	10	10	0	180	50	18.00	1	0
5	 Mitch Vardy	8	8	1	177	56	25.29	1	0
6	 James Wigzell	2	2	1	171	86*	171.00	2	0
7	 Ryan Lewis	8	8	2	140	36	23.33	0	0
8	 Ben Therogood	11	10	1	113	20	12.56	0	0
9	 Nicholas Woore	4	4	1	108	58	36.00	1	0
10	 Ben Amos	10	10	0	102	43	10.20	0	0
11	 Chris Millett	2	2	0	96	89	48.00	1	0
12	 Calum Martin	3	3	0	85	44	28.33	0	0
13	 Nathan Warren	7	6	1	78	36	15.60	0	0
14	 Simon Woore	9	8	3	77	29	15.40	0	0
15	 Edin Ahmed	2	2	0	63	49	31.50	0	0

Rank	Player	Games	Inns	Not Outs	Runs	High Score	Avg	50s	100s
16	 Martin Richardson	3	3	0	52	32	17.33	0	0
17	 David Branton	16	8	4	47	35*	11.75	0	0
18	 Lee Harding	14	6	2	47	19*	11.75	0	0
19	 Imdadiur Rahman	3	3	1	44	38*	22.00	0	0
20	 Simon Creese	3	2	0	33	29	16.50	0	0
21	 Paul Finken	1	1	0	32	32	32.00	0	0
22	 Simon Cross	4	4	0	28	18	7.00	0	0
23	 Lewis Greaves-Lugo	5	3	0	27	14	9.00	0	0
24	 Dean Pullin	13	7	2	25	11	5.00	0	0
25	 Paul Fincken	1	1	0	22	22	22.00	0	0
26	 Kieran Smith	4	4	1	17	8	5.67	0	0
27	 Adrian Kislisbury	1	1	1	4	4*	-	0	0
28	 Darren Vickery	1	1	0	4	4	4.00	0	0
29	 Mark Dyer	1	1	0	4	4	4.00	0	0
30	 Roland Allen	3	3	0	4	2	1.33	0	0

2nd XI Bowling Statistics

Rank	Player	Overs	Maidens	Runs	Wickets	Best Bowling	5 Wicket Haul	Economy Rate	Strike Rate	Average	Percentage	Team Wicket
1	 Lee Harding	110.0	15	404	28	6/22	1	3.67	23.57	14.43		23.14
2	 Dean Pullin	100.1	9	421	21	4/20	0	4.20	28.62	20.05		20.19
3	 David Branton	71.0	4	399	11	2/24	0	5.62	38.73	36.27		11.34
4	 Ryan Lewis	65.4	2	279	13	3/20	0	4.25	30.31	21.46		18.84
5	 Mitch Vardy	61.1	3	280	14	4/26	0	4.58	26.21	20.00		19.44
6	 Simon Moore	56.2	2	236	8	2/23	0	4.19	42.25	29.50		10.39
7	 Nathan Warren	50.0	4	207	12	3/32	0	4.14	25.00	17.25		20.69
8	 Lewis Greaves-Lugo	34.0	4	134	4	1/11	0	3.94	51.00	33.50		9.52
9	 Kieran Smith	32.0	3	150	2	1/11	0	4.69	56.00	75.00		5.71
10	 George Weston	21.0	2	85	2	1/8	0	4.05	63.00	42.50		8.70
11	 Calum Mallitt	15.0	1	66	1	1/19	0	4.40	90.00	66.00		4.35
12	 Peter Davis	15.0	2	58	1	1/24	0	3.87	90.00	58.00		5.00
13	 Roland Allen	14.0	2	73	1	1/35	0	5.21	84.00	73.00		5.56
14	 Paul Fincken	9.0	2	33	3	3/33	0	3.67	18.00	11.00		37.50
15	 Danika Dyer	9.0	1	34	2	2/34	0	3.78	27.00	17.00		22.22

Rank	Player	Overs	Maidens	Runs	Wickets	Best Bowling	5 Wicket Hat	Economy Rate	Strike Rate	Average	Percentage	Team Wicket
16	Chris Millett	9.0	1	47	2	2/29	0	5.22	27.00	23.50		10.53
17	Adrian Kisingbury	9.0	0	60	2	2/60	0	6.67	27.00	30.00		28.57
18	Darren Vickery	9.0	0	78	0	0/78	0	8.67	-	-		0.00
19	Stuart Rutter	8.1	0	48	3	2/19	0	5.88	16.33	16.00		10.34
20	Simon Cross	7.0	0	34	4	3/15	0	4.86	10.50	8.50		22.22
21	Mark Dyer	7.0	1	23	3	3/23	0	3.29	14.00	7.67		30.00
22	Matthew Howell	6.5	0	36	0	0/10	0	5.27	-	-		0.00
23	George Hanham	5.0	0	17	2	2/17	0	3.40	15.00	8.50		20.00
24	Edin Ahmed	5.0	0	45	2	2/45	0	9.00	15.00	22.50		22.22
25	Alistair Kilfoil	5.0	1	14	1	1/14	0	2.80	30.00	14.00		11.11
26	Rory O'Connor	5.0	0	13	1	1/13	0	2.60	30.00	13.00		10.00
27	Paul Finken	5.0	0	18	0	0/18	0	3.60	-	-		0.00
28	Ben Amos	3.0	0	25	1	1/14	0	8.33	18.00	25.00		8.33
29	Richard Kisingbury	2.0	0	6	0	0/6	0	3.00	-	-		0.00
30	Nicholas Woore	2.0	0	12	0	0/12	0	6.00	-	-		0.00

2nd XI Fielding Statistics

Rank	Player	Wicket Keeping Catches	Stumpings	Total Wicket Keeping Wickets	Fielding Catches	Run Outs	Total Fielding Wickets
1	David Branton	0	0	0	7	1	8
2	Dean Pullin	0	0	0	6	0	6
3	Mitch Vardy	0	0	0	5	1	6
4	Simon Woore	0	0	0	4	0	4
5	Lee Harding	0	0	0	3	1	4
6	Richard Kisingbury	0	0	0	3	0	3
7	Ben Thorogood	5	3	8	2	0	2
8	Nathan Warren	1	0	1	2	1	3
9	Adrian Kisingbury	0	0	0	2	0	2
10	Simon Creese	0	0	0	1	0	1
11	Kieran Smith	0	0	0	1	0	1
12	Peter Davis	0	0	0	1	0	1
13	Nicholas Woore	0	0	0	1	0	1
14	Ben Amos	0	0	0	1	0	1
15	Lewis Greaves-Lugo	0	0	0	1	0	1

Rank	Player	Wicket Keeping Catches	Stumpings	Total Wicket Keeping Wickets	Fielding Catches	Run Outs	Total Fielding Wickets
16	Edin Ahmed	0	0	0	0	1	0
17	Ryan Lewis	0	0	0	0	1	0
18	Martin Richardson	0	0	0	0	1	0
19	George Weston	0	0	0	0	1	0
20	Rory O'connor	4	4	1	5	0	1
21	James Wiggzell	1	1	1	2	0	0
22	Calum Martin	0	0	0	0	0	2
23	Malcolm Davis	2	2	0	2	0	0
24	Paul Fincken	0	0	0	0	0	1
25	Simon Cross	0	0	0	0	0	1

3rd XI Captains Report – Richard Snell

I think our main aim for the season was to finish mid table and winning our last 3 games we just about managed that, we won 6 games and lost 9, to be honest there was a couple of other games we should of won which would of saw us comfortably in the top half but overall I was happy with where we finished in the league, unfortunately we had to concede 1 game because of lack of players which to my knowledge is the first time this has happened to us during my captaincy, but when you see other clubs doing this regularly we can be very proud we put 3 teams out every Saturday.

On to the batting performances, Jon Snell dominated the averages scoring 503 runs averaging 83, he batted superbly all season and on 4 of those innings he batted right the way through ,the bowlers just couldn't get him out and he was our player of the season, Alistar Kilfoil also batted well scoring 304 runs averaging 27 , and there was also good contributions from Colin Carson , Jeremy Yearsley and Martin Richardson.

On to the bowling Jess Werrett was our top wicket taker with 15 wickets including one match against Patchway coming on to bowl when we were in a spot of bother and taking 6 wickets and winning the game for us, there was also good contributions from Alistar Kilfoil, Danika Dyer and Rich Carter who all took over 10 wickets.

On to the youth the main 2 guys to play for us was Dan Carter and Jeremy Yearsley they both have good potential and great attitude and hopefully a great future at Hambrook and both should now be aiming to play 2nd then 1st team cricket.

I was a little disappointed more youth team players don't play regularly but Saturday jobs seem to account for that , it is something that concerns me we need to get these 14 ,15 and 16 year olds playing regularly on a Saturday especially when you see quite a few over 50's playing who won't go on forever , we do need the next crop of youngster to step up into senior cricket to ensure as a club we keep the 3 saturday sides going.

A few thanks before I end , thank you to the selection team we met every Tuesday during the season and it ran fairly smoothly, I must give a big thanks to Rich Carter , on many occasions Rich would be phoning around frantically getting us a couple of youths to play for us on a Friday night and Saturday morning it's a great help so thanks Rich, thanks to Michelle for preparing the teas on a few occasions she would be up all night working but still put together a superb tea, thanks to Colin Carson my vice-captain for standing in for me on 2 matches and for having the roll of collecting match day subs, finally thanks to everyone who played for me during the season , I think we all enjoyed it and we always played in the right spirit of the game and gave 100 % which is all you can do , Lastly this was my final season as captain , after 10 years of leading the 3rds I decided the time was right to hand over the baton to someone else, I have really enjoyed the last 10 seasons and to all who have played for me thank you, I wish my successor all the best and hope everyone gets behind him and gives him good support though the 2018 season.

Richard Snell – 3rd XI Captain
















3rd XI Batting Statistics

Rank	Player	Games	Inns	Not Outs	Runs	High Score	Avg	50s	100s	Strike Rate
1	Jon Snell	15	13	7	503	82*	83.83	5	0	49.77
2	Alistair Kilfoil	14	14	3	305	57	27.73	1	0	62.79
3	Colin Carson	13	9	2	177	59	25.29	2	0	-
4	Jeremy Yearsley	8	6	3	173	52*	57.67	1	0	-
5	Martin Richardson	6	6	0	167	74	27.83	1	0	94.87
6	Richard Snell	13	9	2	135	48	19.29	0	0	54.76
7	Daniel Carter	12	7	1	101	28	16.83	0	0	116.57
8	Simon Creese	10	9	1	73	40	9.13	0	0	0.00
9	Malcolm Davis	10	6	3	65	23	21.67	0	0	100.00
10	Ben Amos	4	4	0	62	47	15.50	0	0	-
11	George Richards	2	2	0	54	53	27.00	1	0	-
12	Richard Carter	10	5	3	30	19*	15.00	0	0	-
13	George Hanham	2	2	0	19	18	9.50	0	0	-
14	Finn McIlraith	2	2	0	14	11	7.00	0	0	42.86
15	Tom Yearsley	6	1	1	12	12*	-	0	0	-
16	Joshua Richardson	5	4	0	11	6	2.75	0	0	-
17	Matthew Howell	2	2	0	9	5	4.50	0	0	-
18	Simon Cross	1	1	0	4	4	4.00	0	0	-
19	Ben Thorogood	1	1	0	3	3	3.00	0	0	-
20	Roland Allen	4	1	1	2	2*	-	0	0	-
21	Danika Dyer	15	4	2	1	1*	0.50	0	0	-
22	Hobbes Gaulton	1	1	0	1	1	1.00	0	0	-
23	Imdadur Rahman	1	1	0	1	1	1.00	0	0	20.00
24	Mekesh Mistry	1	1	0	0	0	0.00	0	0	0.00

3rd XI Bowling Statistics

Rank	Player	Overs	Maidens	Runs	Wickets	Best Bowling	5 Wicket Haul	Economy Rate	Strike Rate	Average	Percentage Team Wicket
1	Alistair Kiffell	80.2	10	370	14	3/23	0	4.61	34.43	26.43	20.59
2	Richard Carter	61.0	4	293	12	3/10	0	4.80	30.50	24.42	25.53
3	Danika Dyer	119.4	19	530	12	2/21	0	4.43	59.83	44.17	13.79
4	Jess Werrett	10.0	1	42	8	6/14	1	4.20	7.50	5.25	40.00
5	Jessica Werrett	15.0	1	76	7	4/18	0	5.07	12.86	10.86	35.00
6	Roland Allen	31.0	4	106	7	3/10	0	3.42	26.57	15.14	20.59
7	Daniel Carter	88.0	7	395	7	2/29	0	4.49	75.43	56.43	11.29
8	Jeremy Yearsley	54.0	13	136	6	2/23	0	2.52	54.00	22.67	12.24
9	Malcolm Davls	15.2	0	78	3	2/34	0	5.09	30.67	26.00	15.00
10	Tom Yearsley	46.0	3	179	3	2/39	0	3.89	92.00	59.67	9.66
11	Mathew Howell	12.0	1	69	2	1/21	0	5.75	36.00	34.50	13.33
12	George Harham	3.4	0	18	1	1/14	0	4.91	22.00	18.00	19.00
13	Lee Harding	8.0	2	12	1	1/12	0	1.50	48.00	12.00	20.00
14	Ben Amos	1.0	0	7	0	0/7	0	7.00	-	-	0.00
15	Simon Cross	1.0	0	4	0	0/4	0	4.00	-	-	0.00
16	Ben Thorogood	2.0	0	11	0	0/11	0	5.50	-	-	0.00
17	Indadur Rahman	4.0	2	19	0	0/19	0	4.75	-	-	0.00
18	Mekesh Mistry	4.0	0	43	0	0/43	0	10.75	-	-	0.00

3rd XI Fielding Statistics

Rank	Player	Wicket Keeping Catches	Stumpings	Total Wicket Keeping Wickets	Fielding Catches	Run Outs	Total Fielding Wickets
1	 Richard Snell	0	0	0	4	0	4
2	 Danika Dyer	0	0	0	4	0	4
3	 Alistair Kilfoil	0	0	0	3	0	3
4	 Jeremy Yearsley	0	0	0	2	1	3
5	 Ben Amos	0	0	0	2	0	2
6	 Roland Allen	0	0	0	2	0	2
7	 Richard Carter	0	0	0	2	0	2
8	 Martin Richardson	0	0	0	1	1	2
9	 Simon Creese	0	0	0	1	1	2
10	 Malcolm Davls	0	0	1	1	0	1
11	 Jon Snell	0	0	0	1	0	1
12	 Jess Werritt	0	0	0	1	0	1
13	 Dave Weston	0	0	0	1	0	1
14	 George Richards	0	0	0	1	0	1
15	 Joshua Richardson	0	0	0	1	0	1

Sunday XI Captains Report – James Wigzell

Sunday cricket for 2017 can best be described as a mixture of good, bad, encouraging, unfortunate, and outrageous!

2017 represented something of a different approach when it came to Sunday league cricket. Whereas in previous seasons we mostly selected a team with a strong core, enabling us to place well in the league, this year we have had a more fluctuating line up, and also integrated a significant number of junior players. Our league form could be summarised in two different ways. We achieved a mid-table finish, which doesn't sound too bad. On the other hand, we only won three games! Such was the Sunday league this season.

Whilst results may not have been as favourable as in previous seasons, on the whole I believe that we did achieve a number of things this year. Firstly, despite much foreboding at times, we only cancelled one game. Compared to many of the other teams, this is definitely a significant achievement! Therefore, we successfully provided Sunday cricket for those who desired to play.

We also successfully integrated a significant number of junior players throughout the season. No fewer than six juniors made their first appearance in 'competitive' senior games for the club, with a further seven being involved throughout the season. I consider this to be the most encouraging aspect of the Sunday cricket season, and I hope that this can be sustained in the future.

There were also a number of personal highlights through the season, with three hundred's scored and one five wicket haul taken.

I would like to place on record my thanks as first time captain to all those who turned out, whether for one game or for the whole season. Special thanks to those who contributed to preparing the ground, because without these people there would have been no Sunday cricket for us to enjoy, and to those who helped me to find players on those occasions when it looked as though we would be struggling for numbers.

A Brief Summary

The Good

- (Almost) a full programme of fixtures
- R Dyer – 121 vs Calne
- J Lax – 100 vs Stroud (on countback!)
- R Dyer – 119 vs Winterbourne
- R Allen – 5/24 vs Corsham

The Bad

- Less than sporting attitude of some opponents

The Encouraging

- Number of juniors involved in organised senior cricket (and seemingly enjoyed it)

The Unfortunate
















- Seeming to catch the one game played on Sundays by several very good opposing players (sometimes not even belonging to that team!)

The Outrageous

- Bare earth, planks of wood, nails, broken glass, and rusted barbed wire on the outfield at one venue – and being asked "what do you expect, Lord's?"

James Wigzell - Captain Sunday XI

Sunday XI – Batting Statistics

Rank	Player	Games	Inns	Not Outs	Runs	High Score	Avg	50s	100s	Strike Rate
1	 Richard Dyer	10	9	0	468	121	52.00	2	2	-
2	 James Wigzell	10	9	3	276	70	46.00	2	0	-
3	 George Weston	4	4	0	133	88	33.25	1	0	-
4	 Josh Lax	2	2	1	101	100*	101.00	0	1	-
5	 Mark Dyer	8	7	2	82	20	16.40	0	0	-
6	 Ben Amos	8	7	0	77	36	11.00	0	0	-
7	 Nathan Warren	9	7	2	71	30	14.20	0	0	-
8	 Alex Dyer	4	3	0	60	43	20.00	0	0	-
9	 Chris Millett	1	1	0	32	32	32.00	0	0	-
10	 Hobbes Gaulton	6	6	0	25	8	4.17	0	0	-
11	 Matthew Howell	5	4	0	22	15	5.50	0	0	-
12	 Jeremy Yearsley	2	2	2	15	10*	-	0	0	-
13	 Simon Creese	2	1	0	15	15	15.00	0	0	-
14	 Abdul Wahab	3	3	0	13	11	4.33	0	0	-
15	 Daniel Carter	2	1	0	10	10	10.00	0	0	-

Rank	Player	Games	Inns	Not Outs	Runs	High Score	Avg	50s	100s	Strike Rate
16	George Huke	2	2	1	7	6	7.00	0	0	-
17	George Richards	2	2	0	7	5	3.50	0	0	-
18	Lewis Woodland	3	3	2	5	4*	5.00	0	0	-
19	Mekesh Mistry	3	2	1	2	2	2.00	0	0	-
20	Colin Carson	1	1	0	2	2	2.00	0	0	-
21	I Webb	1	1	0	2	2	2.00	0	0	-
22	Finn Mallath	5	2	0	1	1	0.50	0	0	-
23	Ben Thorogood	1	1	0	1	1	1.00	0	0	-
24	Stuart Greenwood	1	1	0	1	1	1.00	0	0	-
25	Calum Martin	1	1	0	1	1	1.00	0	0	-
26	Harry Searle-Webb	1	1	0	0	0	0.00	0	0	-
27	Roland Allen	2	1	0	0	0	0.00	0	0	-
28	Dave Weston	1	1	0	0	0	0.00	0	0	-
29	Jake Bush	1	1	0	0	0	0.00	0	0	-

Sunday XI Bowling Statistics

Rank	Player	Overs	Maidens	Runs	Wickets	Best Bowling	5 Wicket Haul	Economy Rate	Strike Rate	Average	Percentage Team Wicket
1	Richard Dyer	58.0	9	231	9	4/11	0	3.98	38.67	25.67	16.67
2	Nathan Warren	55.0	5	270	6	2/18	0	4.91	55.00	45.00	10.91
3	Mark Dyer	41.0	2	230	6	3/26	0	5.61	41.00	38.33	11.32
4	Finn McIlraith	34.0	4	187	2	2/27	0	5.50	102.00	93.50	7.69
5	George Weston	22.0	0	129	5	3/35	0	5.86	26.40	25.80	29.41
6	Mekesh Mistry	20.0	0	137	2	2/37	0	6.85	60.00	68.50	8.70
7	Roland Allen	16.0	2	92	6	5/24	1	5.75	18.00	15.33	60.00
8	Jeremy Yearsley	16.0	4	49	2	2/22	0	3.06	48.00	24.50	13.33
9	Alex Dyer	15.3	0	80	3	1/2	0	5.16	31.00	26.67	11.11
10	George Huke	15.0	0	84	3	2/28	0	5.60	30.00	28.00	20.00
11	Lewis Woolford	15.0	0	87	2	1/27	0	5.80	45.00	43.50	9.09
12	Josh Lax	15.0	1	102	1	1/68	0	6.80	90.00	102.00	20.00
13	Matthew Howell	15.0	0	99	0	0/5	0	6.60	-	-	0.00
14	Daniel Carter	14.0	1	84	1	1/39	0	6.00	84.00	84.00	6.25
15	Chris Millet	8.0	1	52	2	2/52	0	6.50	24.00	26.00	20.00
16	I Webb	5.0	0	33	3	3/33	0	6.60	10.00	11.00	30.00
17	Harry Searle-Webb	5.0	0	34	0	0/34	0	6.80	-	-	0.00
18	Calum Martin	4.0	0	42	0	0/42	0	10.50	-	-	0.00
19	Hobbes Gaulton	4.0	0	31	0	0/31	0	7.75	-	-	0.00

(N.B. The bowling statistics are to be updated and amended on play-cricket – Harry Searle- Webb took at least 3 wickets versus Christian Malford (away))

Sunday XI Fielding Statistics

Rank	Player	Wicket Keeping Catches	Stumpings	Total Wicket Keeping Wickets	Fielding Catches	Run Outs	Total Fielding Wickets
1	Richard Dyer	0	0	0	4	0	4
2	Mark Dyer	0	0	0	3	0	3
3	Lewis Woolard	0	0	0	2	1	3
4	Matthew Howell	0	0	0	2	0	2
5	Ben Amos	0	0	0	2	0	2
6	George Weston	0	0	0	2	0	2
7	James Wiggzell	1	1	2	1	0	3
8	Nathan Warren	0	0	0	1	1	2
9	Hobbes Gaulton	0	0	0	1	1	2
10	Roland Allen	0	0	0	1	0	1
11	George Richards	0	0	0	1	0	1
12	Finn McIlraith	0	0	0	1	0	1